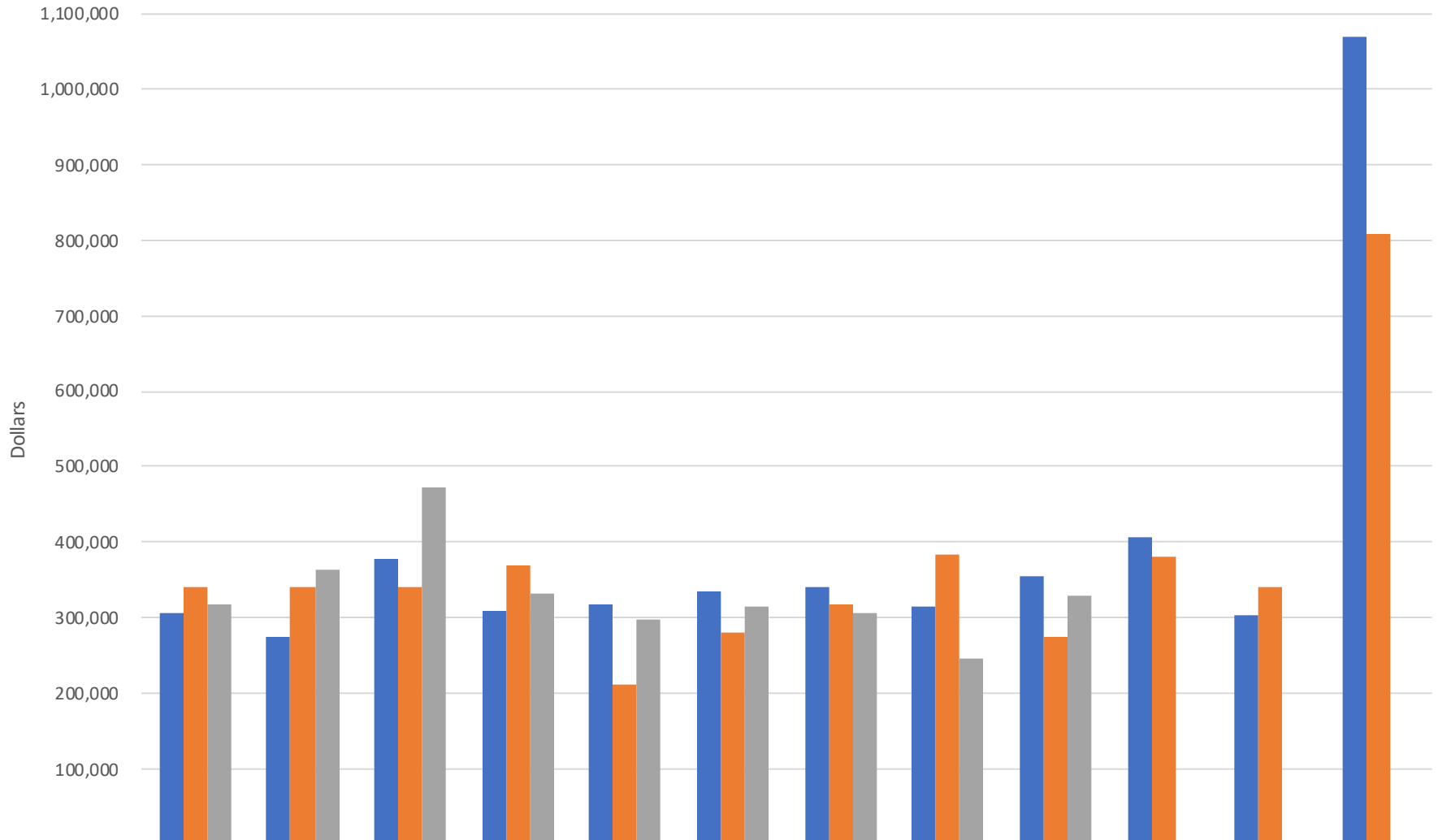
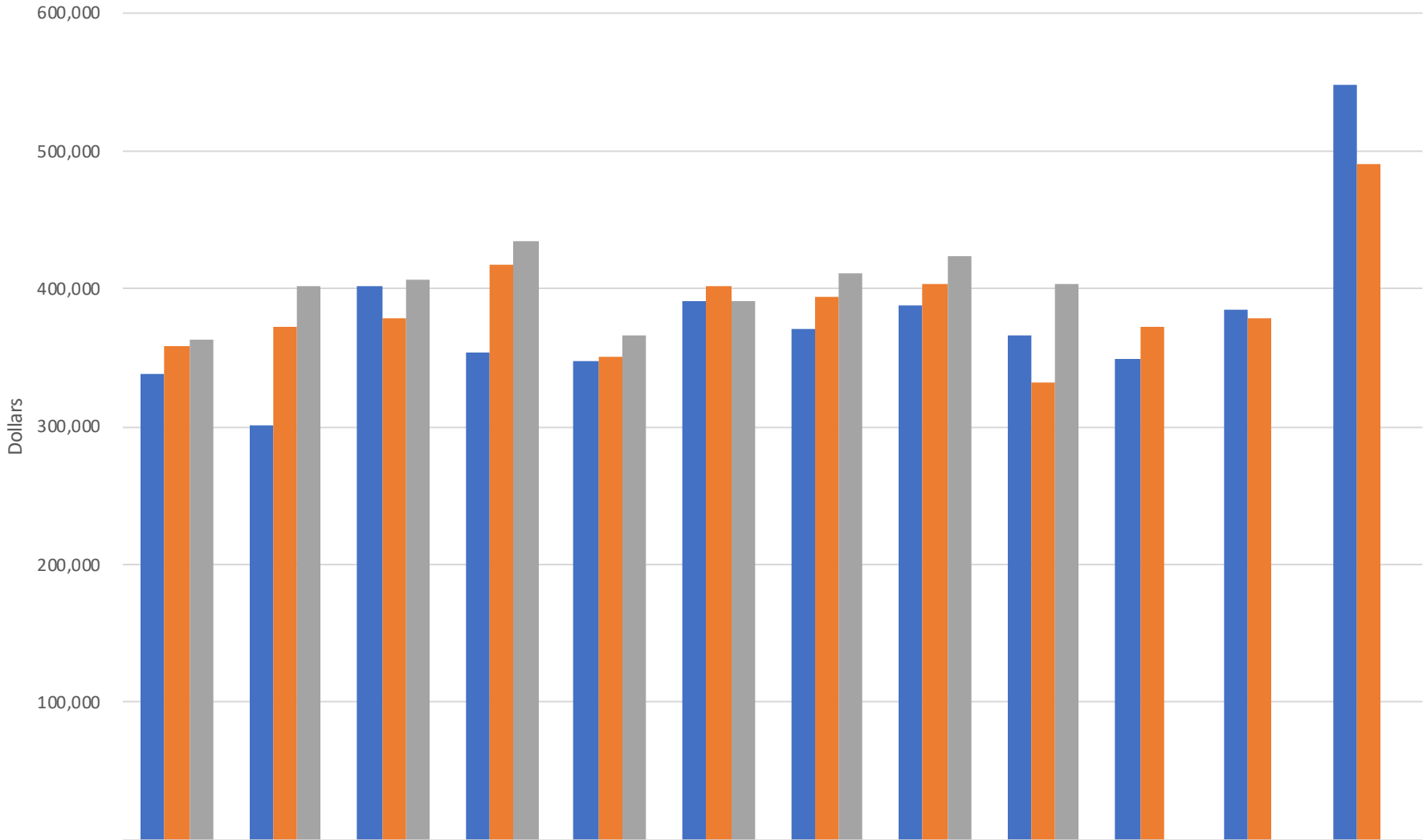


## Asbury UMC Ministry Income by Month



	Jan	Feb	Mar	Apr	May	Jun	Jul	Aug	Sep	Oct	Nov	Dec
<span style="color: blue;">■</span> FY2022	304,865	273,695	378,524	308,980	317,200	335,319	340,542	315,380	353,597	407,244	304,308	1,069,455
<span style="color: orange;">■</span> FY2023	340,390	339,104	341,412	369,799	212,382	280,271	316,613	384,246	273,206	382,107	339,604	807,470
<span style="color: grey;">■</span> FY2024	318,367	364,255	473,327	332,641	296,145	316,098	306,410	246,556	328,101			

## Asbury UMC Ministry Expenses by Month



	Jan	Feb	Mar	Apr	May	Jun	Jul	Aug	Sep	Oct	Nov	Dec
FY2022	338,337	300,537	402,563	354,349	347,048	390,529	370,587	388,032	365,839	349,236	384,523	547,377
FY2023	358,964	371,706	378,058	417,449	350,071	402,212	393,658	402,947	331,744	372,859	379,015	490,487
FY2024	363,217	401,564	406,460	434,827	366,410	391,270	411,381	422,985	404,063			

# ASBURY UNITED METHODIST CHURCH 2024 MONTHLY FINANCIAL REPORT

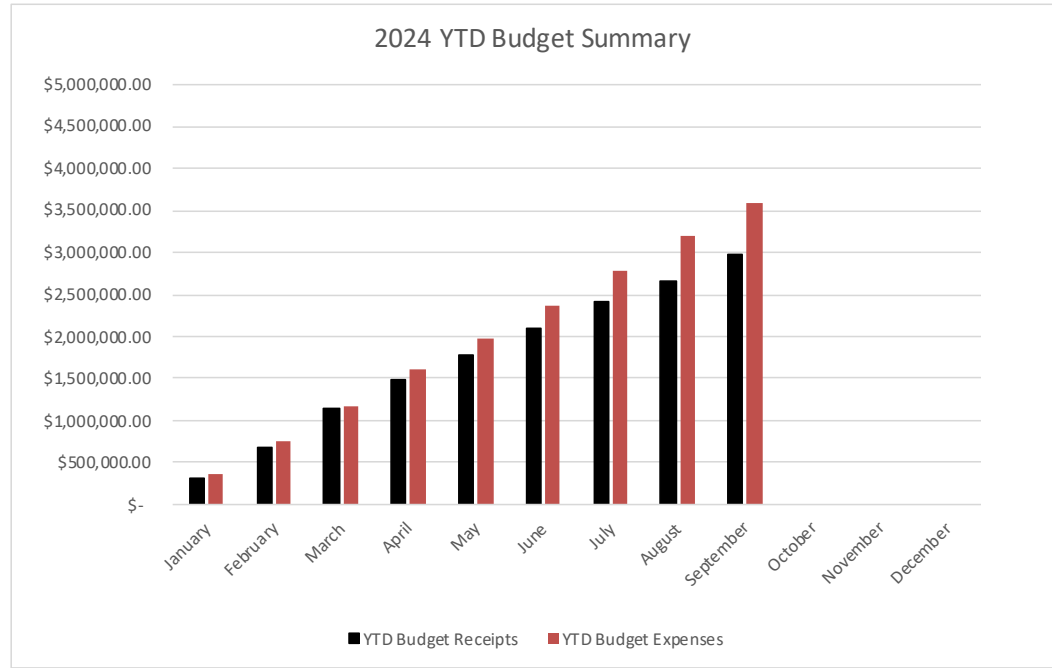
## 2024 BUDGET

### September MTD

Actual Ministry Contributions	\$	328,101
Actual Interest & Misc Income	\$	70
Actual Ministry Expenses	\$	<u>(404,063)</u>
MTD Actual Net Income(Loss)	\$	(75,893)

### September YTD

Actual Ministry Contributions	\$	2,981,899
Actual Interest & Misc Income	\$	67,524
Actual Expenses	\$	<u>(3,602,178)</u>
YTD Actual Net Income(Loss)	\$	(552,755)



## Cash Summary

ServisFirst Operating	\$	232,509
Amazon Smile	\$	3,348
Foundation Trust Fund	\$	1,348,622
Asbury UMC Capital Fund	\$	423,279
Foundation Scholarship Fund	\$	23,870
Foundation Operating Funds Holding Acct	\$	<u>825,889</u>
<b>Total Cash &amp; Securities</b>	\$	<b>2,857,517</b>

Total Cash & Securities	\$	2,857,517
Designated Funds	\$	(1,501,499)
CASA Deferred	\$	<u>(29,381)</u>
<b>Net Uncommitted Cash</b>	\$	<b><u>1,326,636</u></b>

## Debt Service

**ServisFirst Loan Balance**      **\$ 6,845,498**

Mortgage Origination Date: October, 2018  
Original Mortgage Balance: \$9,384,575  
Fixed rate of 3.9%; Maturing in November, 2043

### September Payments

\$	22,329	Paid on Interest from Trustees Budget
\$	22,018	Paid on Principal from Trustees Budget
\$	3,000	Paid on principal from Designated Fund - Debt Retirement
\$	<u>47,347</u>	Total Paid in September

### YTD Payments

\$	<u>239,542</u>	Total Principal Paid YTD/ServisFirst
\$	<u>207,085</u>	Total Interest Paid YTD/ServisFirst
\$	<u>446,627</u>	<b>TOTAL Paid on Debt YTD</b>